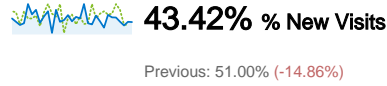
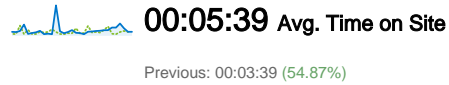
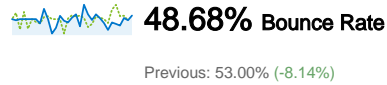
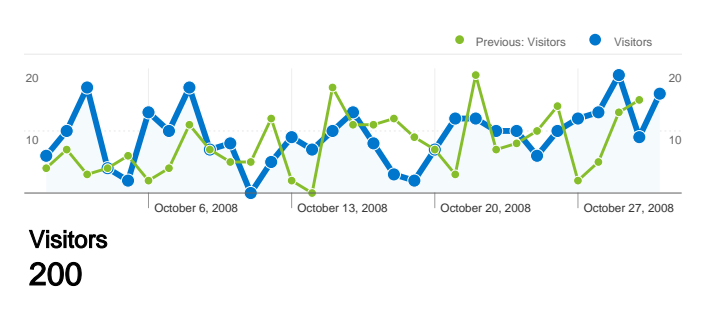


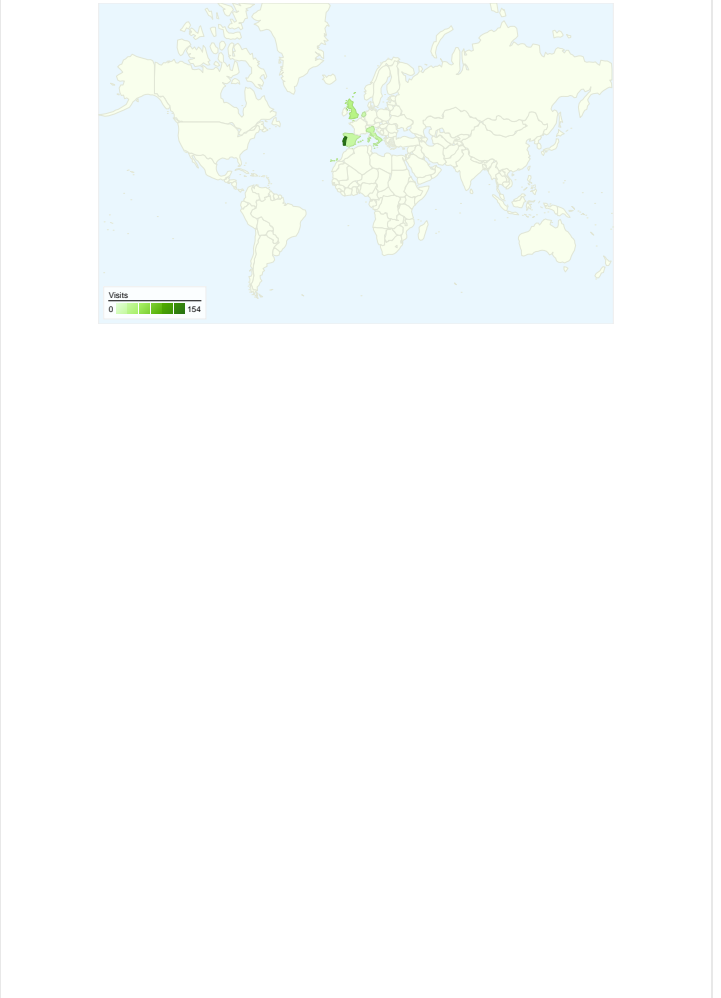
**Site Usage**



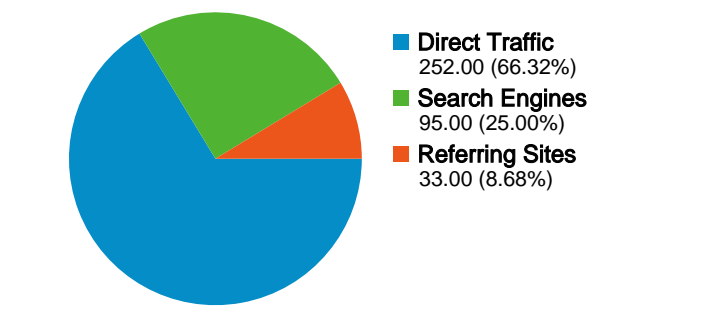
**Visitors Overview**



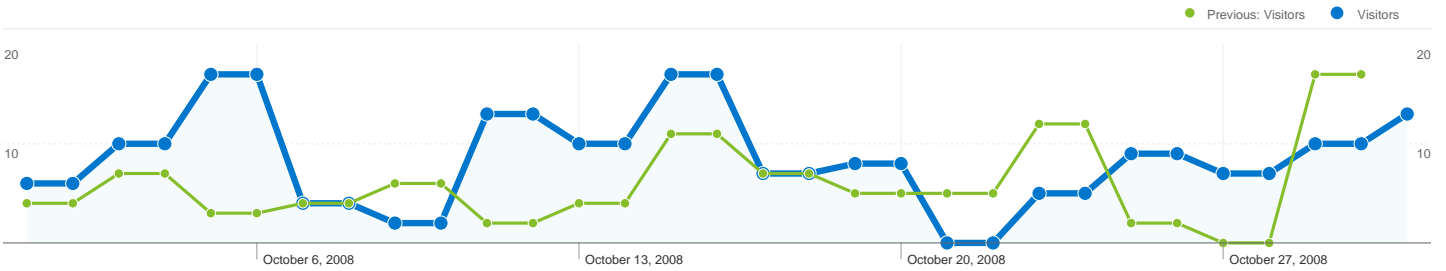
**Map Overlay world**




**Traffic Sources Overview**





Content Overview		
Pages	Pageviews	% Pageviews
/		
Oct 1, 2008 - Oct 31, 2008	206	9.13%
Sep 1, 2008 - Sep 30, 2008	193	16.41%
% Change	6.74%	6.74%
/node/644		
Oct 1, 2008 - Oct 31, 2008	169	7.49%
Sep 1, 2008 - Sep 30, 2008	0	0.00%
% Change	100.00%	100.00%
/node/124		
Oct 1, 2008 - Oct 31, 2008	104	4.61%
Sep 1, 2008 - Sep 30, 2008	17	1.45%
% Change	511.76%	511.76%
/node/662		
Oct 1, 2008 - Oct 31, 2008	81	3.59%
Sep 1, 2008 - Sep 30, 2008	0	0.00%
% Change	100.00%	100.00%
/event		
Oct 1, 2008 - Oct 31, 2008	67	2.97%
Sep 1, 2008 - Sep 30, 2008	20	1.70%
% Change	235.00%	235.00%





**287 people visited this site in the "All Visits" segment**


 **All Visits 380 Visits**  
**All Visits-2380**  
 Previous: 0 (0.00%)


 **All Visits 287 Absolute Unique Visitors**  
**All Visits-2287**  
 Previous: 0 (0.00%)

 **All Visits 2,256 Pageviews**  
**All Visits-2,256**  
 Previous: 0 (0.00%)

 **All Visits 5.94 Average Pageviews**  
**All Visits-25.94**  
 Previous: 0.00 (0.00%)

 **All Visits 00:05:39 Time on Site**  
**All Visits-200:05:39**  
 Previous: 00:00:00 (0.00%)

 **All Visits 48.68% Bounce Rate**  
**All Visits-248.68%**  
 Previous: 0.00% (0.00%)

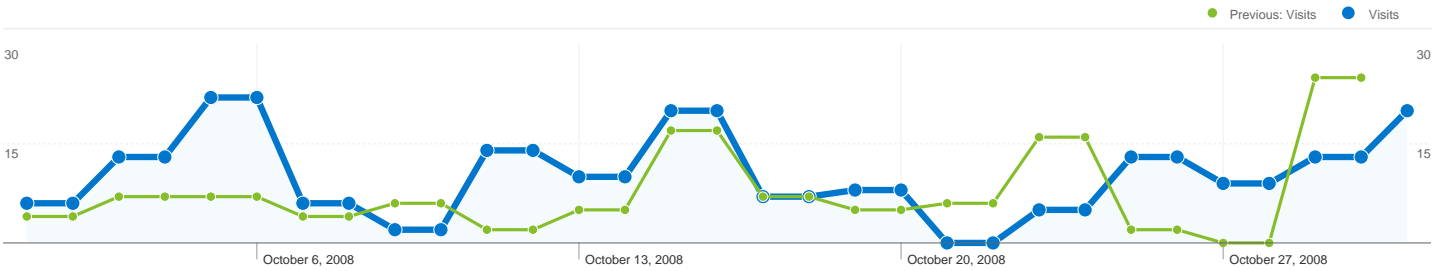
 **All Visits 43.68% New Visits**  
**All Visits-243.68%**  
 Previous: 0.00% (0.00%)

**Technical Profile**

Browser	Visits	% visits	Connection Speed	Visits	% visits
Internet Explorer			Unknown		
Oct 1, 2008 - Oct 31, 2008	270	71.05%	Oct 1, 2008 - Oct 31, 2008	140	36.84%

Sep 1, 2008 - Sep 30, 2008	205	0.00%
% Change	31.71%	31.71%
Firefox		
Oct 1, 2008 - Oct 31, 2008	88	23.16%
Sep 1, 2008 - Sep 30, 2008	67	0.00%
% Change	31.34%	31.34%
Safari		
Oct 1, 2008 - Oct 31, 2008	16	4.21%
Sep 1, 2008 - Sep 30, 2008	24	0.00%
% Change	-33.33%	-33.33%
Chrome		
Oct 1, 2008 - Oct 31, 2008	3	0.79%
Sep 1, 2008 - Sep 30, 2008	3	0.00%
% Change	0.00%	0.00%
(not set)		
Oct 1, 2008 - Oct 31, 2008	1	0.26%
Sep 1, 2008 - Sep 30, 2008	0	0.00%
% Change	100.00%	100.00%

Sep 1, 2008 - Sep 30, 2008	109	0.00%
% Change	28.44%	28.44%
DSL		
Oct 1, 2008 - Oct 31, 2008	132	34.74%
Sep 1, 2008 - Sep 30, 2008	92	0.00%
% Change	43.48%	43.48%
Cable		
Oct 1, 2008 - Oct 31, 2008	62	16.32%
Sep 1, 2008 - Sep 30, 2008	55	0.00%
% Change	12.73%	12.73%
T1		
Oct 1, 2008 - Oct 31, 2008	39	10.26%
Sep 1, 2008 - Sep 30, 2008	39	0.00%
% Change	0.00%	0.00%
Dialup		
Oct 1, 2008 - Oct 31, 2008	4	1.05%
Sep 1, 2008 - Sep 30, 2008	4	0.00%
% Change	0.00%	0.00%

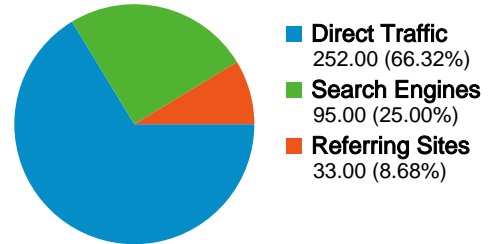


## All traffic sources sent a total of 380 visits in the "All Visits" segment

All Visits **66.32%** Direct Traffic  
All Visits - **266.32%**  
Previous: 0.00% (0.00%)

All Visits **8.68%** Referring Sites  
All Visits - **28.68%**  
Previous: 0.00% (0.00%)

All Visits **25.00%** Search Engines  
All Visits - **25.00%**  
Previous: 0.00% (0.00%)



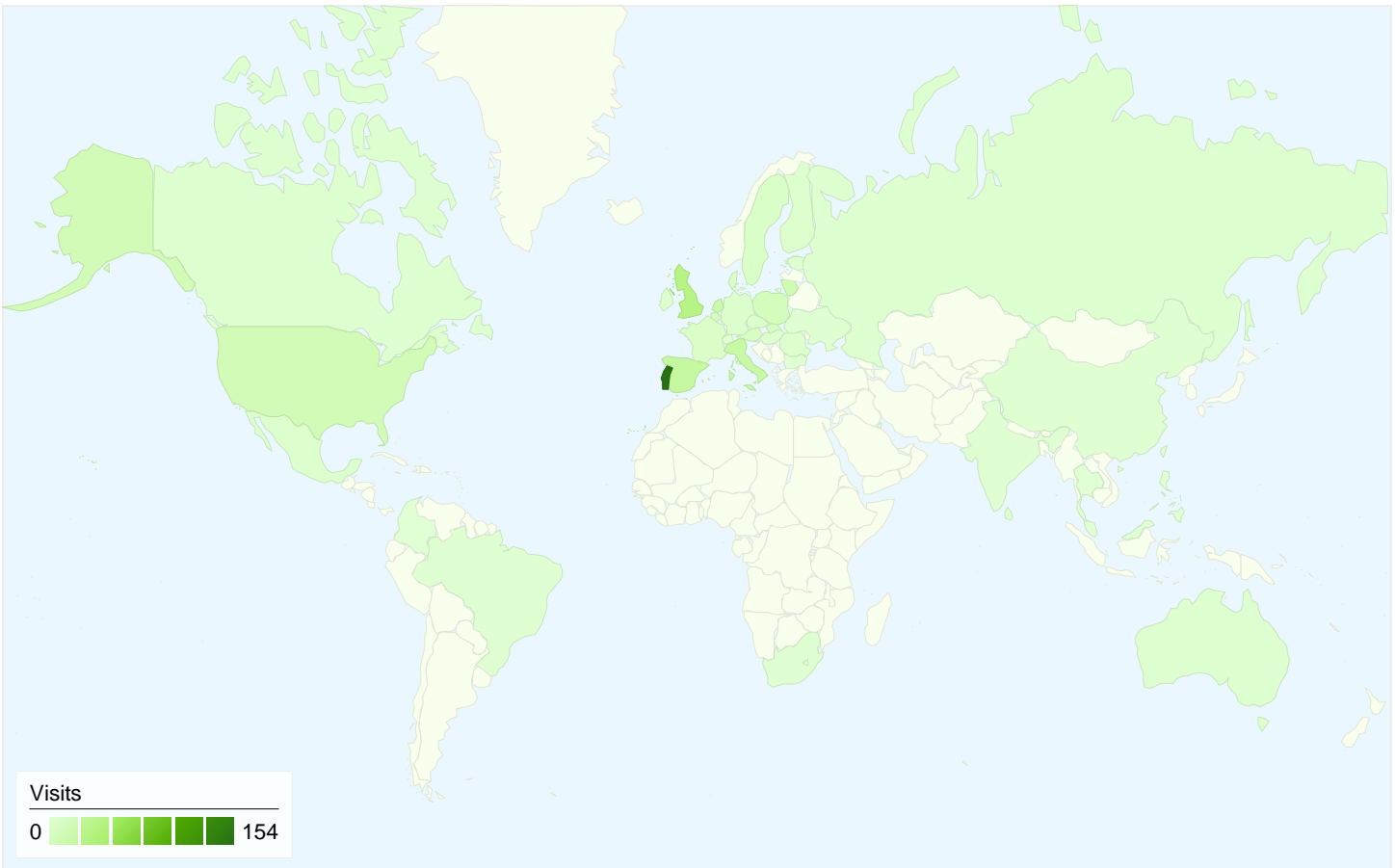
## Top Traffic Sources

Sources	Visits	% visits
(direct) ((none))		
Oct 1, 2008 - Oct 31, 2008	252	66.32%
Sep 1, 2008 - Sep 30, 2008	173	0.00%
% Change	45.66%	45.66%
google (organic)		
Oct 1, 2008 - Oct 31, 2008	88	23.16%
Sep 1, 2008 - Sep 30, 2008	74	0.00%
% Change	18.92%	18.92%
esflive.eu (referral)		
Oct 1, 2008 - Oct 31, 2008	9	2.37%
Sep 1, 2008 - Sep 30, 2008	23	0.00%
% Change	-60.87%	-60.87%
msn (organic)		
Oct 1, 2008 - Oct 31, 2008	5	1.32%

Keywords	Visits	% visits
key stages of innovation		
Oct 1, 2008 - Oct 31, 2008	7	7.37%
Sep 1, 2008 - Sep 30, 2008	3	0.00%
% Change	133.33%	133.33%
community of practice of social innovation		
Oct 1, 2008 - Oct 31, 2008	4	4.21%
Sep 1, 2008 - Sep 30, 2008	0	0.00%
% Change	100.00%	100.00%
maria nunes		
Oct 1, 2008 - Oct 31, 2008	4	4.21%
Sep 1, 2008 - Sep 30, 2008	0	0.00%
% Change	100.00%	100.00%
powering a new future		
Oct 1, 2008 - Oct 31, 2008	3	3.16%

Sep 1, 2008 - Sep 30, 2008	2	0.00%
% Change	150.00%	150.00%
mail.google.com (referral)		
Oct 1, 2008 - Oct 31, 2008	4	1.05%
Sep 1, 2008 - Sep 30, 2008	0	0.00%
% Change	100.00%	100.00%

Sep 1, 2008 - Sep 30, 2008	0	0.00%
% Change	100.00%	100.00%
"jose manuel lacleta"		
Oct 1, 2008 - Oct 31, 2008	2	2.11%
Sep 1, 2008 - Sep 30, 2008	0	0.00%
% Change	100.00%	100.00%



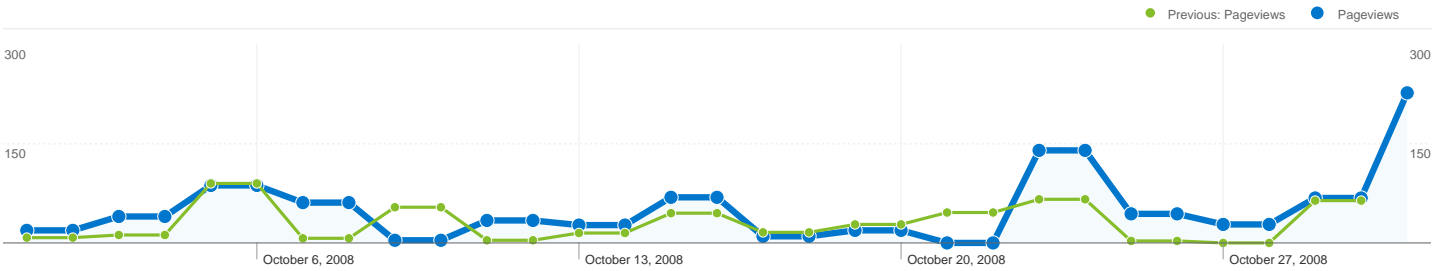
**380 visits came from 45 countries/territories in the "All Visits" segment**

Site Usage


Visits	Pages/Visit	Avg. Time on Site	% New Visits	Bounce Rate	
<b>380</b>	<b>5.94</b>	<b>00:05:39</b>	<b>43.68%</b>	<b>48.68%</b>	
Country/Territory	Visits	Pages/Visit	Avg. Time on Site	% New Visits	Bounce Rate
<b>Portugal</b>					
October 1, 2008 - October 31, 2008	154	8.00	00:09:18	25.97%	48.70%
September 1, 2008 - September 30, 2008	122	4.01	00:04:12	30.33%	50.00%
% Change	26.23%	99.59%	121.60%	-14.36%	-2.60%
<b>United Kingdom</b>					
October 1, 2008 - October 31, 2008	36	2.83	00:02:11	63.89%	50.00%
September 1, 2008 - September 30, 2008	25	5.28	00:08:39	76.00%	48.00%
% Change	44.00%	-46.34%	-74.77%	-15.94%	4.17%
<b>Spain</b>					
October 1, 2008 - October 31, 2008	23	5.22	00:02:29	56.52%	56.52%
September 1, 2008 - September 30, 2008	22	6.64	00:03:09	40.91%	31.82%


% Change	4.55%	-21.38%	-21.25%	38.16%	77.64%
<b>Italy</b>					
October 1, 2008 - October 31, 2008	21	7.86	00:06:11	23.81%	19.05%
September 1, 2008 - September 30, 2008	13	5.08	00:04:44	76.92%	46.15%
% Change	61.54%	54.76%	30.66%	-69.05%	-58.73%
<b>Netherlands</b>					
October 1, 2008 - October 31, 2008	18	2.22	00:00:39	38.89%	61.11%
September 1, 2008 - September 30, 2008	18	3.44	00:02:10	33.33%	72.22%
% Change	0.00%	-35.48%	-70.29%	16.67%	-15.38%
<b>Lithuania</b>					
October 1, 2008 - October 31, 2008	15	5.73	00:04:44	20.00%	33.33%
September 1, 2008 - September 30, 2008	6	1.33	00:01:28	16.67%	83.33%
% Change	150.00%	330.00%	221.58%	20.00%	-60.00%
<b>United States</b>					
October 1, 2008 - October 31, 2008	13	1.77	00:01:42	100.00%	61.54%
September 1, 2008 - September 30, 2008	7	2.57	00:00:25	100.00%	57.14%
% Change	85.71%	-31.20%	316.37%	0.00%	7.69%
<b>Poland</b>					
October 1, 2008 - October 31, 2008	11	3.55	00:04:27	63.64%	36.36%
September 1, 2008 - September 30, 2008	14	4.71	00:02:18	57.14%	42.86%
% Change	-21.43%	-24.79%	93.71%	11.36%	-15.15%
<b>Belgium</b>					
October 1, 2008 - October 31, 2008	10	4.40	00:05:00	60.00%	30.00%
September 1, 2008 - September 30, 2008	13	2.62	00:03:22	76.92%	53.85%
% Change	-23.08%	68.24%	48.49%	-22.00%	-44.29%
<b>Luxembourg</b>					
October 1, 2008 - October 31, 2008	8	3.38	00:01:38	25.00%	62.50%
September 1, 2008 - September 30, 2008	16	2.38	00:00:47	43.75%	56.25%
% Change	-50.00%	42.11%	107.93%	-42.86%	11.11%


1 - 10 of 45



## Pages on this site were viewed a total of 2,256 times in the "All Visits" segment

 **All Visits 2,256 Pageviews**  
All Visits-2,256  
Previous: 0 (0.00%)

 **All Visits 1,291 Unique Views**  
All Visits-1,291  
Previous: 0 (0.00%)

 **All Visits 48.68% Bounce Rate**  
All Visits-248.68%  
Previous: 0.00% (0.00%)

## Top Content

Pages	Pageviews	% Pageviews
/		
Oct 1, 2008 - Oct 31, 2008	206	9.13%
Sep 1, 2008 - Sep 30, 2008	193	0.00%
% Change	6.74%	6.74%
/node/644		
Oct 1, 2008 - Oct 31, 2008	169	7.49%
Sep 1, 2008 - Sep 30, 2008	0	0.00%
% Change	100.00%	100.00%
/node/124		
Oct 1, 2008 - Oct 31, 2008	104	4.61%
Sep 1, 2008 - Sep 30, 2008	17	0.00%
% Change	511.76%	511.76%
/node/662		
Oct 1, 2008 - Oct 31, 2008	81	3.59%

Sep 1, 2008 - Sep 30, 2008	0	0.00%
% Change	100.00%	100.00%
/event		
Oct 1, 2008 - Oct 31, 2008	67	2.97%
Sep 1, 2008 - Sep 30, 2008	20	0.00%
% Change	235.00%	235.00%